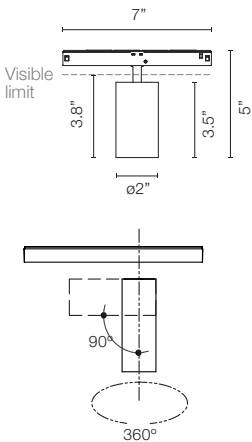




Dimensions



Certifications



Photometrics

For current IES files please visit
arch.flosusa.com

Warranty

2 years from date of sale.

FLOS. USA
36 East 31st Street
Suite 402
New York N.Y. 10016
(800) 841.4011

Light Shadow Spot 45

LED accent lighting module for installation in The Tracking Magnet
or Infra-Structure systems.

Description

A range of spots that offers the exclusive and patented Flos technology for its Light Shadow family of luminaires, with double focal lenses and high shielding optical body and maximum visual comfort. The unbeatable treatment of the raw light source flux results in an excellent Light Output Ratio in any of its beam angles. This, together with an even and impeccable light distribution, makes this family of spotlights the perfect lighting tool for the most demanding professional projects.

Lamp

Lamp Type	LED Array
Wattage	10.5W
Initial Lumens	799 lm / 844 lm
Color Temperature	2700K / 3000K
Color rendering	CRI 90

Optical

Beam Angle	S - 15° / M - 21 / F - 31
Lighting Type	Direct
Light Distribution	Symmetric

Physical

Material	Aluminum
Aiming	Adjustable
Weight	0.55 Lbs
Ingress Protection Rating	IP20
Maximum tilt Angle	90°
Rotation	360°

Finishes ☐ 40 White ☐ 14 Black ☐ ER = Brushed Steel ☐ ES = Brushed Bronze ☐ EQ = Brushed Copper



Installation type	Track
Environment	Indoor





Light Shadow Spot 45

LED accent lighting module for installation in The Tracking Magnet or Infra-Structure systems.

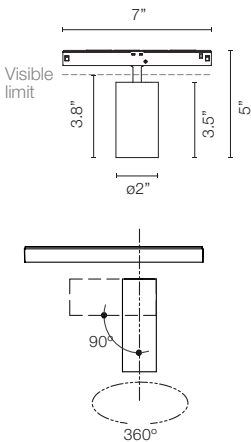
Electrical & Control

Driver location	Remote
Driver Input Voltage	120V-277V
Forward Voltage	48V
Current mA	250mA
Control	Dimmer on Board, 1-10V, DALI, Casambi
Class	2

Performance

Maximum delivered output	up to 650 lm / up to 686 lm
Efficacy	up to 65 lm/W

Dimensions



Certifications



Photometrics

For current IES files please visit
arch.flosusa.com

Warranty

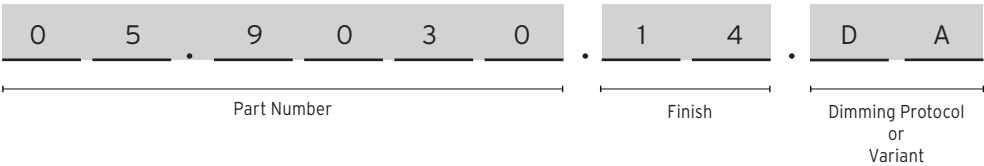
2 years from date of sale.



Light Shadow Spot 45

LED accent lighting module for installation in The Tracking Magnet or Infra-Structure systems.

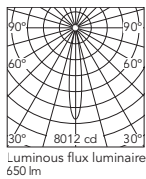
How to specify



CCT	CRI	Initial Lumens	Delivered Lumens	Watts	Beam Spread	Part Number	Finish	Dimming Protocol
3000	90	844	686	10.5	15°	05.9035	40 = White 14 = Black ER = Brushed Steel ES = Brushed Bronze EQ = Brushed Copper	Dimmable on Board 1V = 0-10V, 10% Dimming CB = Dimmable Casambi DA = DALI, 10% Dimming
2700	90	799	650	10.5	15°	05.9030		
3000	90	844	682	10.5	21°	05.9036	40 = White 14 = Black ER = Brushed Steel ES = Brushed Bronze EQ = Brushed Copper	Dimmable on Board 1V = 0-10V, 10% Dimming CB = Dimmable Casambi DA = DALI, 10% Dimming
2700	90	799	645	10.5	21°	05.9031		
3000	90	844	682	10.5	31°	05.9037	40 = White 14 = Black ER = Brushed Steel ES = Brushed Bronze EQ = Brushed Copper	Dimmable on Board 1V = 0-10V, 10% Dimming CB = Dimmable Casambi DA = DALI, 10% Dimming
2700	90	799	646	10.5	31°	05.9032		

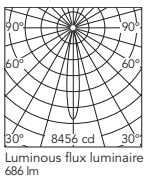
Photometric Light Shadow Spot 45

Spot 15°
2700K



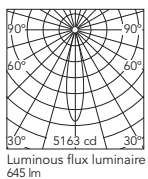
Beam Angle: 15°			
h(m)	E(lx)	D(m)	
1	8012	0.27	
2	2003	0.54	
3	890	0.80	
4	501	1.07	
5	320	1.34	

3000K



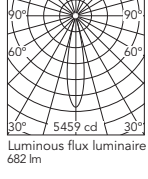
Beam Angle: 15°			
h(m)	E(lx)	D(m)	
1	8456	0.27	
2	2114	0.54	
3	940	0.80	
4	528	1.07	
5	338	1.34	

Medium 21°
2700K



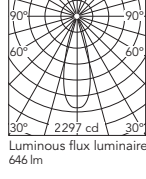
Beam Angle: 21°			
h(m)	E(lx)	D(m)	
1	5163	0.36	
2	1291	0.73	
3	574	1.09	
4	323	1.46	
5	207	1.82	

3000K



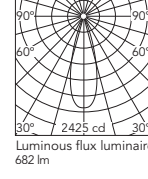
Beam Angle: 21°			
h(m)	E(lx)	D(m)	
1	5459	0.36	
2	1365	0.73	
3	607	1.09	
4	341	1.46	
5	218	1.82	

Flood 31°
2700K



Beam Angle: 31°			
h(m)	E(lx)	D(m)	
1	2296	0.56	
2	574	1.11	
3	255	1.67	
4	144	2.22	
5	92	2.78	

3000K



Beam Angle: 31°			
h(m)	E(lx)	D(m)	
1	2424	0.56	
2	606	1.11	
3	269	1.67	
4	152	2.22	
5	97	2.78	

Light Shadow Spot 45

LED accent lighting module for installation in The Tracking Magnet or Infra-Structure systems.

Optional Accessories Light Shadow Spot 45

Honeycomb	Dicroic CCT Filter INCREASE 2700K >> 3125±75K 3000K >> 3600±75K	Dicroic CCT Filter DECREASE 2700K >> 2450±75K 3000K >> 2700±75K
Part Number: 08.0793.00	Part Number: 08.0794.00	Part Number: 08.0795.00
		